

HURON CITY SCHOOL DISTRICT

Treasurer's Report

Randy Drewyor, Treasurer/CFO



Monthly Financial Report – February 2021

1. *Cash Reconciliation*
2. *Cash Summary – All Funds (separate document)*
3. *Disbursement Summary (separate document)*
4. *Investment Portfolio*
5. *Monthly Financial Report (narrative of cash flows) (separate document)*
6. *General Fund Financial Report (spreadsheet and graphic)*
7. *Federal & State Grants*

Gross Depository Balances:

Civista	\$2,684,864.54	
Civista Credit Card Account	\$10,075.89	
Total Depository Balances (Gross)		\$2,694,940.43

Adjustments to Bank Balance:

Cash in Transit to Bank	\$0.00	
Outstanding Checks	(\$98,448.16)	
Adjustments:		
RECEIPT IN TRANSIT	(\$20.85)	
Total Adjustments to Bank Balance		(\$98,469.01)

Investments:

Treasury Bonds and Notes	\$0.00	
Certificate of Deposits	\$0.00	
Other Securities	\$0.00	
Other Investments:		
UBS Investments	\$1,418,547.23	
Morgan Stanley	\$100,766.36	
5/3 Investments	\$698,216.89	
STAR Ohio	\$247,824.10	
STAR Plus	\$150,257.14	
Total Investments		\$2,615,611.72

Cash on Hand:

Petty Cash:		
Change Cash:		
Cash with Fiscal Agent	\$0.00	
Total Cash on Hand		\$0.00

Total Balances \$5,212,083.14

Total Fund Balance \$5,212,083.14

Depository Clearance Accounts:

Total Clearance Account Balances \$0.00

Treasurer

HURON CITY SCHOOL DISTRICT

Cash Summary Report

Full Account Code	Description	Initial Cash	MTD Received	FYTD Received	MTD Expended	FYTD Expended	Fund Balance	Encumbrance	Unencumbered Balance
001-0000	GENERAL FUND	\$ 4,353,632.51	\$ 3,399,382.34	\$ 10,740,369.73	\$ 1,276,119.38	\$ 10,768,115.86	\$ 4,325,886.38	\$ 1,291,050.08	\$ 3,034,836.30
001-9194	BUS PURCHASE ALLOWANCE	53,368.84	0.00	0.00	0.00	0.00	53,368.84	0.00	53,368.84
002-9002	BOND RETIRE - HURON PUBLIC LIBRARY	312,635.26	0.00	127,360.44	0.00	276,582.04	163,413.66	16,598.75	146,814.91
003-9004	PERMANENT IMPROVEMENT FUND	114,462.96	20,846.07	238,618.28	5,880.43	381,579.94	(28,498.70)	45,648.02	(74,146.72)
006-0000	FOOD SERVICE FUND	0.00	53,119.94	257,868.48	48,511.44	331,013.03	(73,144.55)	52,907.26	(126,051.81)
006-9020	SANDI LUNCH FUND	9,827.46	0.00	2,695.00	0.00	0.00	12,522.46	0.00	12,522.46
007-9001	MEMORIAL SCHOLARSHIP FUND	41,859.60	0.00	5,000.00	0.00	17,783.00	29,076.60	1,000.00	28,076.60
007-9003	BOYS SOCCER SCHOLARSHIP	10,002.45	0.00	0.00	0.00	1,500.00	8,502.45	0.00	8,502.45
007-9004	FOOTBALL SCHOLARSHIPS	5,292.82	1,000.00	1,310.00	0.00	0.00	6,602.82	900.00	5,702.82
007-9005	SWIMMING SCHOLARSHIPS	1,751.89	0.00	0.00	0.00	500.00	1,251.89	0.00	1,251.89
007-9006	ADDISON AND OZELMA WILES SCHOLARSHIP FUND	2,230.98	0.00	0.00	0.00	0.00	2,230.98	0.00	2,230.98
007-9009	HURON STRONG - COVID-19 DONATIONS	28,193.17	0.00	0.00	0.00	28,080.00	113.17	0.00	113.17
007-9011	LEIDHEISER SCHOLARSHIP TRUST FUND	321.07	0.00	0.00	0.00	0.00	321.07	0.00	321.07
007-9015	POPPY ROTH LEE MISCHLER MEMORIAL FUND	8,678.00	0.00	0.00	0.00	2,000.00	6,678.00	0.00	6,678.00
007-9016	CROSS COUNTRY SCHOLARSHIP FUND	1,253.08	0.00	1,288.15	0.00	1,000.00	1,541.23	500.00	1,041.23
007-9017	TRACK SCHOLARSHIP FUND	839.17	0.00	0.00	0.00	600.00	239.17	0.00	239.17
007-9020	SCOTT KLAIBER MEMORIAL CROSS COUNTRY SCHOLARSHIP	8,115.00	0.00	267.00	0.00	2,000.00	6,382.00	0.00	6,382.00
007-9030	National Jr Honor Society Scholarship	0.00	0.00	0.00	0.00	0.00	0.00	0.00	0.00
007-9050	TIGER FUND GRANT	17,452.61	0.00	1,931.00	399.00	2,109.53	17,274.08	1,505.49	15,768.59
007-9051	WELLNESS INITIATIVE	7,464.09	0.00	9,920.00	163.00	561.45	16,822.64	225.00	16,597.64
007-9060	WOODLANDS EDUCATIONAL GARDEN	1,051.30	0.00	115.00	0.00	100.00	1,066.30	0.00	1,066.30
007-9070	HURON FALLEN SOLDIER MEMORIAL	1,611.24	0.00	10.00	0.00	0.00	1,621.24	650.00	971.24
007-9075	MC CORMICK FUND RAISING - DIAMOND JUBILEE	7,251.81	0.00	0.00	0.00	0.00	7,251.81	779.77	6,472.04
007-9090	SATANTA VONTHRON SCHOLARSHIP FUND	20,439.29	0.00	10.00	0.00	4,000.00	16,449.29	0.00	16,449.29
018-9002	HS BUILDING FUND	9,633.65	0.00	309.23	0.00	124.54	9,818.34	0.00	9,818.34
018-9003	MCCORMICK BUILDING FUND	9,425.40	199.33	1,215.51	617.98	617.98	10,022.93	1,725.00	8,297.93
018-9005	WOODLANDS BUILDING FUND	13,160.68	0.00	1,602.58	0.00	688.50	14,074.76	0.00	14,074.76
018-9006	WOODLANDS PLAYGROUND FUND	1.00	0.00	0.00	0.00	0.00	1.00	0.00	1.00
018-9007	SHAWNEE BUILDING FUND	4,534.21	0.00	2,130.22	42.00	1,053.93	5,610.50	1,181.00	4,429.50
019-0000	OTHER GRANT	0.00	0.00	0.00	0.00	0.00	0.00	0.00	0.00

HURON CITY SCHOOL DISTRICT

Cash Summary Report

Full Account Code	Description	Initial Cash	MTD Received	FYTD Received	MTD Expended	FYTD Expended	Fund Balance	Encumbrance	Unencumbered Balance
019-9019	DORN FOUNDATION GRANT	\$ 0.00	\$ 0.00	\$ 10,000.00	\$ 0.00	\$ 10,000.00	\$ 0.00	\$ 0.00	\$ 0.00
019-9020	ERIE COUNTY MENTAL HEALTH BOARD GRANT	0.00	0.00	10,969.00	0.00	10,955.91	13.09	0.00	13.09
019-9021	OCCRRA COVID PRESCHOOL GRANT	0.00	0.00	21,483.00	0.00	0.00	21,483.00	6,128.00	15,355.00
019-9116	OHIO SPACE GRANT	503.02	0.00	950.00	0.00	897.00	556.02	0.00	556.02
019-9219	ERIE COUNTY COMMUNITY FOUNDATION GRANT FY19	0.23	0.00	0.00	0.00	0.00	0.23	0.00	0.23
022-0000	DISTRICT AGENCY FUND - PUBLIC LIBRARY	0.00	0.00	16,981.35	0.00	16,981.35	0.00	0.00	0.00
022-9016	STATE TOURNAMENT ACCOUNT	691.59	0.00	6,390.00	189.20	5,633.53	1,448.06	725.00	723.06
200-9020	CLASS OF 2020	9,933.44	0.00	0.00	0.00	0.00	9,933.44	0.00	9,933.44
200-9021	CLASS OF 2021	3,786.44	0.00	(45,226.00)	0.00	(46,560.00)	5,120.44	0.00	5,120.44
200-9022	CLASS OF 2022	0.00	151.50	1,285.61	273.62	1,031.06	254.55	8,468.94	(8,214.39)
200-9209	NATIONAL HONOR SOCIETY	4,279.37	50.00	750.00	0.00	715.75	4,313.62	1,049.25	3,264.37
200-9210	MCCORMICK NATIONAL HONOR SOCIETY	3,968.36	0.00	0.00	0.00	0.00	3,968.36	30.00	3,938.36
200-9211	HIGH SCHOOL YEARBOOK	8,165.24	0.00	850.00	0.00	99.00	8,916.24	0.00	8,916.24
200-9213	HIGH SCHOOL STUDENT COUNCIL	13,355.97	0.00	0.00	51.71	1,948.42	11,407.55	0.00	11,407.55
200-9214	TEEN LEADERSHIP CORPS	2,262.78	89.00	1,089.00	0.00	394.55	2,957.23	605.45	2,351.78
200-9216	HS SPEECH AND DEBATE	51.05	0.00	0.00	0.00	0.00	51.05	0.00	51.05
200-9220	MCCORMICK STUDENT COUNCIL	6,834.92	8.00	130.00	285.20	795.65	6,169.27	905.96	5,263.31
200-9221	HIGH SCHOOL - MODEL UN	0.00	0.00	0.00	0.00	0.00	0.00	4,700.00	(4,700.00)
200-9222	HIGH SCHOOL ART CLUB	1,302.39	0.00	0.00	0.00	0.00	1,302.39	0.00	1,302.39
200-9232	MCCORMICK YEARBOOK	1,499.91	0.00	0.00	0.00	673.35	826.56	1,500.00	(673.44)
200-9234	STEAM CONCESSIONS - MCCORMICK	592.26	0.00	0.00	0.00	0.00	592.26	100.00	492.26
200-9241	HIGH SCHOOL ACADEMIC CHALLENGE TEAM	2,044.59	0.00	600.00	1,202.00	1,202.00	1,442.59	0.00	1,442.59
300-0000	ATHLETICS - HURON CITY SCHOOLS	29,030.76	3,837.00	51,085.37	15,571.06	90,457.35	(10,341.22)	8,025.69	(18,366.91)
300-9020	HALL OF FAME BANQUET	127.67	0.00	0.00	0.00	0.00	127.67	3,120.00	(2,992.33)
300-9215	HURON VOCAL MUSIC PROGRAM	25,195.79	0.00	0.00	0.00	0.00	25,195.79	0.00	25,195.79
300-9220	BIDDY BOYS BASKETBALL	4,086.40	0.00	4,875.00	4,275.00	7,045.00	1,916.40	0.00	1,916.40
300-9221	BIDDY BASEBALL	4.10	0.00	180.00	0.00	0.00	184.10	0.00	184.10
300-9222	BIDDY BOYS GOLF	1,094.99	0.00	0.00	0.00	316.12	778.87	0.00	778.87
300-9223	BIDDY TRACK (BOYS AND GIRLS)	4,352.58	0.00	0.00	150.00	150.00	4,202.58	(152.00)	4,354.58
300-9224	BIDDY BOYS SOCCER	7,578.02	0.00	0.00	0.00	0.00	7,578.02	500.00	7,078.02
300-9225	BIDDY CHEERLEADING	5,577.18	0.00	3,156.51	0.00	4,249.20	4,484.49	0.00	4,484.49
300-9226	BIDDY CROSS COUNTRY	18,114.15	125.00	9,247.82	0.00	3,642.63	23,719.34	2,029.17	21,690.17

HURON CITY SCHOOL DISTRICT

Cash Summary Report

Full Account Code	Description	Initial Cash	MTD Received	FYTD Received	MTD Expended	FYTD Expended	Fund Balance	Encumbrance	Unencumbered Balance
300-9227	BIDDY FOOTBALL	\$ 9,324.02	\$ 0.00	\$ 13,530.25	\$ 0.00	\$ 7,537.15	\$ 15,317.12	\$ 2,181.43	\$ 13,135.69
300-9228	BIDDY GIRLS GOLF	0.00	0.00	2,000.00	0.00	616.03	1,383.97	60.00	1,323.97
300-9229	BIDDY GIRLS SOCCER	2,124.25	0.00	425.74	0.00	806.25	1,743.74	847.19	896.55
300-9230	BIDDY GIRLS BASKETBALL	8,822.22	1,630.00	8,277.00	4,992.25	9,614.29	7,484.93	557.57	6,927.36
300-9232	BIDDY GIRLS TENNIS	1,031.20	0.00	836.00	0.00	257.56	1,609.64	100.00	1,509.64
300-9233	BIDDY SOFTBALL	5,175.23	0.00	0.00	0.00	0.00	5,175.23	1,466.70	3,708.53
300-9234	BIDDY SWIMMING	957.03	0.00	0.00	0.00	0.00	957.03	0.00	957.03
300-9235	BIDDY VOLLEYBALL	11,941.59	0.00	7,142.10	0.00	5,308.58	13,775.11	2,372.30	11,402.81
300-9236	BIDDY WRESTLING	4,003.18	0.00	0.00	986.89	1,106.89	2,896.29	30.00	2,866.29
300-9237	BIDDY BOWLING TEAM	3,731.55	0.00	0.00	0.00	182.66	3,548.89	0.00	3,548.89
300-9238	BIDDY BOYS TENNIS	571.08	0.00	0.00	0.00	0.00	571.08	0.00	571.08
300-9250	BIDDY - OTHER SCHOOL ACTIVIIES	0.00	0.00	0.00	0.00	0.00	0.00	0.00	0.00
401-9021	AUXILIARY SERVICES	0.00	0.00	0.00	0.00	0.00	0.00	0.00	0.00
401-9219	ST PETER AUXILIARY FY18-FY19	2,101.36	0.00	0.00	0.00	0.00	2,101.36	0.00	2,101.36
401-9221	ST PETER AUXILIARY FY20 - FY21	29,217.26	64,654.04	122,456.80	7,760.93	41,603.28	110,070.78	29,295.55	80,775.23
439-9019	PUBLIC SCHOOL PRESCHOOL GRANT FY19	0.00	0.00	0.00	0.00	0.00	0.00	0.00	0.00
439-9020	PUBLIC SCHOOL PRESCHOOL GRANT FY20	0.00	0.00	661.54	0.00	661.54	0.00	0.00	0.00
439-9021	PUBLIC SCHOOL PRESCHOOL GRANT FY20	0.00	7,338.58	40,364.16	7,338.58	47,702.74	(7,338.58)	0.00	(7,338.58)
451-9020	PUBLIC SCHOOLS CONNECTIVITY	0.00	0.00	0.00	0.00	0.00	0.00	0.00	0.00
451-9021	PUBLIC SCHOOLS CONNECTIVITY	0.00	0.00	3,600.00	0.00	0.00	3,600.00	0.00	3,600.00
467-9020	STUDENT WELLNESS & SUPPORT RESTRICTED FUNDS	145,648.89	172,211.91	344,421.91	20,267.38	147,663.56	342,407.24	28,992.41	313,414.83
499-9019	SCHOOL SAFETY GRANT 2019	0.00	0.00	0.00	0.00	0.00	0.00	0.00	0.00
499-9020	MISCELLANEOUS STATE GRANT FUND	3,485.40	0.00	0.00	0.00	0.00	3,485.40	0.00	3,485.40
507-9021	ESSER	0.00	2,602.46	105,388.83	4,443.54	109,832.37	(4,443.54)	15,360.00	(19,803.54)
510-9021	CORONA RELIEF FUND	0.00	0.00	60,976.03	(3.00)	60,976.03	0.00	0.00	0.00
510-9121	BROADBAND OHIO CONNECTIVITY GRANT	0.00	4,585.66	29,914.26	2,246.82	32,161.08	(2,246.82)	9,938.39	(12,185.21)
516-9019	IDEA-B 2019 SPECIAL EDUCATION	0.00	0.00	0.00	0.00	0.00	0.00	0.00	0.00
516-9020	IDEA-B 2020 SPECIAL EDUCATION	0.00	0.00	57,131.75	0.00	57,131.75	0.00	0.00	0.00
516-9021	IDEA-B 2021 SPECIAL EDUCATION	0.00	24,226.70	133,353.79	24,220.23	157,574.02	(24,220.23)	0.00	(24,220.23)
516-9219	2019 6B IDEA RESTORATION GRANT	0.00	0.00	0.00	0.00	0.00	0.00	0.00	0.00
572-9019	TITLE I 2019 IMPROVING BASIC PROGRAMS	0.00	0.00	0.00	0.00	0.00	0.00	0.00	0.00

HURON CITY SCHOOL DISTRICT

Cash Summary Report

Full Account Code	Description	Initial Cash	MTD Received	FYTD Received	MTD Expended	FYTD Expended	Fund Balance	Encumbrance	Unencumbered Balance
572-9020	TITLE I 2020 IMPROVING BASIC PROGRAMS	\$ 0.00	\$ 0.00	\$ 29,426.62	\$ 0.00	\$ 29,426.62	\$ 0.00	\$ 0.00	\$ 0.00
572-9021	TITLE I 2021 IMPROVING BASIC PROGRAMS	0.00	23,531.47	108,422.04	19,304.36	127,726.40	(19,304.36)	1,513.22	(20,817.58)
572-9220	TITLE I DISADVANTAGED CHILDREN	0.00	0.00	0.00	0.00	0.00	0.00	0.00	0.00
587-9019	IDEA 2019 EARLY CHILDHOOD SPECIAL EDUCATION	0.00	0.00	0.00	0.00	0.00	0.00	0.00	0.00
587-9020	IDEA 2020 EARLY CHILDHOOD SPECIAL EDUCATION	0.00	0.00	0.00	0.00	0.00	0.00	0.00	0.00
587-9021	IDEA 2021 EARLY CHILDHOOD SPECIAL EDUCATION	0.00	0.00	7,813.42	(5,936.60)	7,965.87	(152.45)	0.00	(152.45)
590-0000	IMPROVING TEACHER QUALITY	0.00	0.00	0.00	0.00	0.00	0.00	0.00	0.00
590-9019	TITLE IIA 2019 IMPROVING TEACHER QUALITY	0.00	0.00	0.00	0.00	0.00	0.00	0.00	0.00
590-9020	IMPROVING TEACHER QUALITY	0.00	0.00	3,167.10	0.00	3,167.10	0.00	0.00	0.00
590-9021	IMPROVING TEACHER QUALITY	0.00	210.25	7,491.80	650.00	8,141.60	(649.80)	9,576.70	(10,226.50)
599-9019	TITLE IV 2019 STUDENT SUPPORT/ACA ENRICHMENT	0.00	0.00	0.00	0.00	0.00	0.00	0.00	0.00
599-9020	MISCELLANEOUS FED. GRANT FUND	0.00	0.00	940.13	0.00	940.13	0.00	0.00	0.00
599-9021	MISCELLANEOUS FED. GRANT FUND	0.00	792.04	4,356.06	792.04	5,148.10	(792.04)	37.95	(829.99)
Grand Total		\$ 5,427,057.00	\$ 3,780,591.29	\$ 12,578,914.61	\$ 1,440,794.44	\$ 12,793,889.27	\$ 5,212,082.34	\$ 1,554,735.24	\$ 3,657,347.10

Start Date: 02/01/2021

End Date: 02/28/2021

HURON CITY SCHOOL DISTRICT

Disbursement Summary Report

Reference Number	Check Number	Type	Date	Name	Vendor #	Status	Reconcile Date	Void Date	Amount
21515	0	ACCOUNTS_PAYA BLE	2/19/2021	GORDON FOOD SERVICE INC	900040	VOID		2/22/2021	\$ 82.68
21503	6650	ACCOUNTS_PAYA BLE	2/17/2021	CAPITAL ONE PUBLIC FUNDING LLC	900039	RECONCILED	2/17/2021		5,880.43
21502	6651	ACCOUNTS_PAYA BLE	2/17/2021	SCHOOL EMPLOYEES RETIREMENT	900023	RECONCILED	2/17/2021		52.77
21508	6652	ACCOUNTS_PAYA BLE	2/17/2021	HURON CITY SCHOOLS FOR MEDICAR	900011	RECONCILED	2/17/2021		5,443.79
21504	6653	ACCOUNTS_PAYA BLE	2/10/2021	OHIO SCHOOLS COUNCIL	900006	RECONCILED	2/17/2021		692.50
21505	6654	ACCOUNTS_PAYA BLE	2/10/2021	SCHOOL EMPLOYEES RETIREMENT	900023	RECONCILED	2/17/2021		7.53
21506	6655	ACCOUNTS_PAYA BLE	2/17/2021	VISION SERVICE PLAN	900028	RECONCILED	2/17/2021		1,815.24
21507	6656	ACCOUNTS_PAYA BLE	2/17/2021	HURON EMPLOYEE INSURANCE	900009	RECONCILED	2/17/2021		147,812.97
21501	6657	PAYROLL	2/12/2021	HURON CITY SCHOOL DISTRICT		RECONCILED	2/17/2021		398,703.88
21532	6658	ACCOUNTS_PAYA BLE	2/22/2021	GORDON FOOD SERVICE INC	900040	RECONCILED	2/23/2021		6,515.58
21533	6659	ACCOUNTS_PAYA BLE	2/22/2021	SCHOOL EMPLOYEES RETIREMENT	900023	RECONCILED	2/23/2021		7.53
21534	6660	ACCOUNTS_PAYA BLE	2/23/2021	GORDON FOOD SERVICE INC	900040	RECONCILED	2/23/2021		5,224.62
21559	6661	ACCOUNTS_PAYA BLE	2/24/2021	GORDON FOOD SERVICE INC	900040	RECONCILED	2/24/2021		2,537.29
21567	6662	ACCOUNTS_PAYA BLE	2/26/2021	GORDON FOOD SERVICE INC	900040	RECONCILED	2/26/2021		1,145.25
21558	6663	PAYROLL	2/23/2021	HURON CITY SCHOOL DISTRICT		RECONCILED	2/24/2021		356,738.59
21560	6664	ACCOUNTS_PAYA BLE	2/24/2021	HURON CITY SCHOOLS FOR MEDICAR	900011	RECONCILED	2/24/2021		4,836.58
21561	6665	ACCOUNTS_PAYA BLE	2/24/2021	STATE TEACHERS RETIREMENT	900001	RECONCILED	2/24/2021		88,528.00
21562	6666	ACCOUNTS_PAYA BLE	2/24/2021	SCHOOL EMPLOYEES RETIREMENT	900002	RECONCILED	2/24/2021		24,962.00
21569	6667	ACCOUNTS_PAYA BLE	2/26/2021	AMERICAN FIDELITY ASSURANCE CO	900013	RECONCILED	2/26/2021		5,845.33

Start Date: 02/01/2021

End Date: 02/28/2021

HURON CITY SCHOOL DISTRICT

Disbursement Summary Report

Reference Number	Check Number	Type	Date	Name	Vendor #	Status	Reconcile Date	Void Date	Amount
21568	6668	ACCOUNTS_PAYA BLE	2/26/2021	SCHOOL EMPLOYEES RETIREMENT	900023	RECONCILED	2/26/2021		\$ 7.53
21415	107511	ACCOUNTS_PAYA BLE	2/4/2021	CARDMEMBER SERVICES	300680	RECONCILED	2/28/2021		3,663.25
21428	107512	ACCOUNTS_PAYA BLE	2/5/2021	REPUBLIC SERVICES #263	302029	RECONCILED	2/8/2021		2,416.37
21443	107513	ACCOUNTS_PAYA BLE	2/5/2021	APPLE COMPUTER INC	1313	RECONCILED	2/28/2021		399.00
21434	107514	ACCOUNTS_PAYA BLE	2/5/2021	BAY AREA GAS CONSORTIUM	2529	RECONCILED	2/28/2021		3,732.79
21432	107515	ACCOUNTS_PAYA BLE	2/5/2021	BELLEVUE HIGH SCHOOL	2080	RECONCILED	2/19/2021		50.00
21441	107516	ACCOUNTS_PAYA BLE	2/5/2021	BRICKER & ECKLER, LLP	423	RECONCILED	2/17/2021		2,065.00
21449	107517	ACCOUNTS_PAYA BLE	2/5/2021	CARDINAL BUS SALES	3418	RECONCILED	2/28/2021		176.56
21433	107518	ACCOUNTS_PAYA BLE	2/5/2021	CENGAGE LEARNING	301822	RECONCILED	2/28/2021		479.76
21450	107519	ACCOUNTS_PAYA BLE	2/5/2021	CENTURYLINK	302858	RECONCILED	2/28/2021		1,914.32
21446	107520	ACCOUNTS_PAYA BLE	2/5/2021	CHEMICAL SERVICE & SUPPLIES	3442	RECONCILED	2/28/2021		46.80
21447	107521	ACCOUNTS_PAYA BLE	2/5/2021	CINTAS CORPORATION LOC. 318	3492	RECONCILED	2/28/2021		31.93
21439	107522	ACCOUNTS_PAYA BLE	2/5/2021	CLYDE HIGH SCHOOL/ATHLETI C DEP	301208	RECONCILED	2/28/2021		150.00
21420	107523	ACCOUNTS_PAYA BLE	2/5/2021	CONTINENTAL	303424	RECONCILED	2/28/2021		159.82
21440	107524	ACCOUNTS_PAYA BLE	2/5/2021	COPORATE COMPASS TRAINING	303194	RECONCILED	2/28/2021		650.00
21452	107525	ACCOUNTS_PAYA BLE	2/5/2021	DOMINO'S PIZZA INC #2265	4090	RECONCILED	2/28/2021		105.19
21451	107526	ACCOUNTS_PAYA BLE	2/5/2021	DANA FANTOZZ- SKAVNAK	6169	RECONCILED	2/28/2021		31.36
21425	107527	ACCOUNTS_PAYA BLE	2/5/2021	FRANKLIN SANITATION LLC	6010	RECONCILED	2/28/2021		60.00
21429	107528	ACCOUNTS_PAYA BLE	2/5/2021	GILBERT HEATING & AIR CONDITIONING INC	303242	RECONCILED	2/28/2021		300.50
21422	107529	ACCOUNTS_PAYA BLE	2/5/2021	GRAINGER	7061	RECONCILED	2/8/2021		600.60
21423	107530	ACCOUNTS_PAYA	2/5/2021	JOSTENS INC	10005	RECONCILED	2/8/2021		26.09

Start Date: 02/01/2021

End Date: 02/28/2021

HURON CITY SCHOOL DISTRICT

Disbursement Summary Report

Reference Number	Check Number	Type	Date	Name	Vendor #	Status	Reconcile Date	Void Date	Amount
		BLE							
21436	107531	ACCOUNTS_PAYA	2/5/2021	JULIAN & GRUBE INC	20071	RECONCILED	2/28/2021		\$ 4,800.00
21417	107532	ACCOUNTS_PAYA	2/5/2021	VICTORIA J MEADOWS	14002	OUTSTANDING			43.70
21438	107533	ACCOUNTS_PAYA	2/5/2021	JAMES & RHONDA MILLER	302246	RECONCILED	2/28/2021		85.39
21427	107534	ACCOUNTS_PAYA	2/5/2021	GREGORY MOODY	303364	RECONCILED	2/28/2021		85.39
21448	107535	ACCOUNTS_PAYA	2/5/2021	STEVEN MYERS	13042	OUTSTANDING			43.70
21431	107536	ACCOUNTS_PAYA	2/5/2021	NCS PEARSON INC	14077	RECONCILED	2/28/2021		104.94
21416	107537	ACCOUNTS_PAYA	2/5/2021	NORTH POINT EDUCATIONAL	5011	RECONCILED	2/28/2021		200.09
21421	107538	ACCOUNTS_PAYA	2/5/2021	POINT SPRING & DRIVESHAFT CO	16633	RECONCILED	2/28/2021		41.22
21435	107539	ACCOUNTS_PAYA	2/5/2021	RACHEL WIXEY AND ASSOCIATES LLC	302958	RECONCILED	2/28/2021		2,842.92
21419	107540	ACCOUNTS_PAYA	2/5/2021	RIDDELL/ ALL AMERICAN SPORTS	1064	RECONCILED	2/28/2021		863.82
21442	107541	ACCOUNTS_PAYA	2/5/2021	SAN BAY COMPANY	19005	RECONCILED	2/28/2021		401.60
21426	107542	ACCOUNTS_PAYA	2/5/2021	CHRISTINA M SCHERLEY	19628	RECONCILED	2/28/2021		85.39
21444	107543	ACCOUNTS_PAYA	2/5/2021	SMETZER PAINT & SUPPLY LLC	300487	RECONCILED	2/28/2021		112.98
21437	107544	ACCOUNTS_PAYA	2/5/2021	STAR LANES AT THE HARBOR	301501	RECONCILED	2/28/2021		96.00
21430	107545	ACCOUNTS_PAYA	2/5/2021	THUNDERBIRD HILLS GOLF CLUB	20042	RECONCILED	2/28/2021		2,600.00
21418	107546	ACCOUNTS_PAYA	2/5/2021	TOFT DAIRY INC	600014	RECONCILED	2/28/2021		193.67
21424	107547	ACCOUNTS_PAYA	2/5/2021	TRAINING SERVICES INTERNATIONAL	303337	RECONCILED	2/28/2021		349.00
21445	107548	ACCOUNTS_PAYA	2/5/2021	VINSON GROUP, LLC	303174	RECONCILED	2/28/2021		6,633.33
21453	107549	ACCOUNTS_PAYA	2/8/2021	STAR LANES AT THE HARBOR	301501	OUTSTANDING			200.00
21459	107550	REFUND	2/9/2021	BOB SCHUH	303374	OUTSTANDING			15.00
21458	107551	REFUND	2/9/2021	CHARLES PARCHER	303367	OUTSTANDING			25.00
21455	107552	REFUND	2/9/2021	CONCETTA SICILIANO	303339	RECONCILED	2/28/2021		100.00

Start Date: 02/01/2021

End Date: 02/28/2021

HURON CITY SCHOOL DISTRICT

Disbursement Summary Report

Reference Number	Check Number	Type	Date	Name	Vendor #	Status	Reconcile Date	Void Date	Amount
21457	107553	REFUND	2/9/2021	DANIEL LEE	303360	RECONCILED	2/28/2021		\$ 12.50
21460	107554	REFUND	2/9/2021	EDIJE ZEIGLER	303388	RECONCILED	2/28/2021		75.00
21454	107555	REFUND	2/9/2021	MATTHEW ADAMS	300722	RECONCILED	2/28/2021		69.00
21456	107556	REFUND	2/9/2021	PAMELA COLES	303433	RECONCILED	2/28/2021		15.00
21494	107557	ACCOUNTS_PAYA BLE	2/12/2021	BETSCHMAN SECURITY INC	300759	RECONCILED	2/28/2021		200.00
21489	107558	ACCOUNTS_PAYA BLE	2/12/2021	BUCKEYE BROADBAND, INC	303008	RECONCILED	2/28/2021		86.33
21485	107559	ACCOUNTS_PAYA BLE	2/12/2021	CAPITAL ONE COMMERCIAL	302854	OUTSTANDING			526.58
21491	107560	ACCOUNTS_PAYA BLE	2/12/2021	CARDINAL BUS SALES	3418	RECONCILED	2/28/2021		230.60
21479	107561	ACCOUNTS_PAYA BLE	2/12/2021	CINTAS CORPORATION LOC. 318	3492	RECONCILED	2/28/2021		63.86
21480	107562	ACCOUNTS_PAYA BLE	2/12/2021	COMDOC INC	302968	RECONCILED	2/28/2021		5,252.69
21472	107563	ACCOUNTS_PAYA BLE	2/12/2021	CORNELL'S FOODS INC	8261	RECONCILED	2/28/2021		50.16
21487	107564	ACCOUNTS_PAYA BLE	2/12/2021	CORNERSTONE CUSTOM CABINETS IN	300379	RECONCILED	2/28/2021		310.00
21470	107565	ACCOUNTS_PAYA BLE	2/12/2021	ELLISON EDUCATIONAL EQUIPMENT, INC.	303423	RECONCILED	2/28/2021		42.00
21475	107566	ACCOUNTS_PAYA BLE	2/12/2021	ENVIRONMENTA L WATER	301181	RECONCILED	2/28/2021		75.00
21496	107567	ACCOUNTS_PAYA BLE	2/12/2021	ESC OF LORAIN COUNTY	6035	RECONCILED	2/28/2021		710.56
21497	107568	ACCOUNTS_PAYA BLE	2/12/2021	ITSAVVY, LLC	302999	RECONCILED	2/28/2021		1,173.84
21473	107569	ACCOUNTS_PAYA BLE	2/12/2021	JEANINE WASCOVICH	303398	OUTSTANDING			39.95
21486	107570	ACCOUNTS_PAYA BLE	2/12/2021	KENILEE LANES	301765	RECONCILED	2/28/2021		82.50
21490	107571	ACCOUNTS_PAYA BLE	2/12/2021	LYDEN OIL CO	302835	RECONCILED	2/28/2021		309.10
21466	107572	ACCOUNTS_PAYA BLE	2/12/2021	MILLENNIUM OPERATIONS LLC	303228	OUTSTANDING			8,375.00
21462	107573	ACCOUNTS_PAYA BLE	2/12/2021	NORTH CENTRAL OHIO EDUCATIONAL	300816	RECONCILED	2/28/2021		983.33
21495	107574	ACCOUNTS_PAYA BLE	2/12/2021	OHIO EDISON COMPANY	15004	RECONCILED	2/28/2021		74.94
21483	107575	ACCOUNTS_PAYA BLE	2/12/2021	PERKINS LOCAL SCHOOL	16053	RECONCILED	2/28/2021		10,275.20

Start Date: 02/01/2021

End Date: 02/28/2021

HURON CITY SCHOOL DISTRICT

Disbursement Summary Report

Reference Number	Check Number	Type	Date	Name	Vendor #	Status	Reconcile Date	Void Date	Amount
21464	107576	ACCOUNTS_PAYA BLE	2/12/2021	POINT SPRING & DRIVESHAFT CO	16633	VOID		2/12/2021	\$ 330.50
21468	107577	ACCOUNTS_PAYA BLE	2/12/2021	RACHEL WIXEY AND ASSOCIATES LLC	302958	RECONCILED	2/28/2021		2,962.60
21484	107578	ACCOUNTS_PAYA BLE	2/12/2021	RETTIG MUSIC INC	13109	RECONCILED	2/28/2021		149.60
21478	107579	ACCOUNTS_PAYA BLE	2/12/2021	RIDDELL/ ALL AMERICAN SPORTS	1064	RECONCILED	2/28/2021		0.02
21476	107580	ACCOUNTS_PAYA BLE	2/12/2021	RITA M MOSCIANI	13332	OUTSTANDING			15.68
21467	107581	ACCOUNTS_PAYA BLE	2/12/2021	ROTARY CLUB OF HURON OH	8353	RECONCILED	2/28/2021		154.00
21471	107582	ACCOUNTS_PAYA BLE	2/12/2021	SAFE HARBOR SECURITY & FIRE LLC	303244	RECONCILED	2/28/2021		95.00
21488	107583	ACCOUNTS_PAYA BLE	2/12/2021	SAN BAY COMPANY	19005	RECONCILED	2/28/2021		2,036.46
21482	107584	ACCOUNTS_PAYA BLE	2/12/2021	SUBURBAN SCHOOL TRANSPORTATIO N	302674	RECONCILED	2/28/2021		1,145.00
21474	107585	ACCOUNTS_PAYA BLE	2/12/2021	SUNRISE COOPERATIVE	19664	RECONCILED	2/12/2021		4,665.85
21469	107586	ACCOUNTS_PAYA BLE	2/12/2021	TAC	301778	RECONCILED	2/28/2021		327.02
21465	107587	ACCOUNTS_PAYA BLE	2/12/2021	TELESYSTEM	301007	RECONCILED	2/28/2021		914.26
21463	107588	ACCOUNTS_PAYA BLE	2/12/2021	TOFT DAIRY INC	600014	RECONCILED	2/28/2021		1,377.45
21493	107589	ACCOUNTS_PAYA BLE	2/12/2021	TYLER MEES	303406	OUTSTANDING			20.16
21492	107590	ACCOUNTS_PAYA BLE	2/12/2021	UNITED STATES POSTAL SERVICE	301469	RECONCILED	2/28/2021		3,000.00
21461	107591	ACCOUNTS_PAYA BLE	2/12/2021	UNITY SCHOOL BUS PART, INC.	302354	RECONCILED	2/28/2021		297.00
21477	107592	ACCOUNTS_PAYA BLE	2/12/2021	VERIZON WIRELESS	22010	RECONCILED	2/28/2021		2,577.05
21481	107593	ACCOUNTS_PAYA BLE	2/12/2021	WHITE HOUSE ARTESIAN SPRINGS	23058	RECONCILED	2/28/2021		38.00
21498	107594	ACCOUNTS_PAYA BLE	2/12/2021	POINT SPRING & DRIVESHAFT CO	16633	RECONCILED	2/28/2021		165.25
21499	107595	ACCOUNTS_PAYA BLE	2/17/2021	HURON CITY SCHOOLS	8033	RECONCILED	2/28/2021		163.00
21500	107596	ACCOUNTS_PAYA BLE	2/17/2021	AMERICAN EXPRESS	300634	RECONCILED	2/17/2021		1,407.10

Start Date: 02/01/2021

End Date: 02/28/2021

HURON CITY SCHOOL DISTRICT

Disbursement Summary Report

Reference Number	Check Number	Type	Date	Name	Vendor #	Status	Reconcile Date	Void Date	Amount
21509	107597	ACCOUNTS_PAYA BLE	2/17/2021	AMERICAN EXPRESS	300290	RECONCILED	2/17/2021		\$ 2,080.33
21531	107598	ACCOUNTS_PAYA BLE	2/19/2021	OHIO ASSOCIATION OF	5066	OUTSTANDING			225.00
21526	107599	ACCOUNTS_PAYA BLE	2/19/2021	ALLSWIM.COM	302359	RECONCILED	2/28/2021		92.96
21528	107600	ACCOUNTS_PAYA BLE	2/19/2021	APPLE COMPUTER INC	1313	RECONCILED	2/28/2021		2,607.00
21521	107601	ACCOUNTS_PAYA BLE	2/19/2021	ASSOCIATION FOR PRIVATE	303054	RECONCILED	2/28/2021		1,125.00
21513	107602	ACCOUNTS_PAYA BLE	2/19/2021	BREWER- GARRETT	302975	RECONCILED	2/28/2021		1,495.30
21525	107603	ACCOUNTS_PAYA BLE	2/19/2021	CARDINAL BUS SALES	3418	RECONCILED	2/28/2021		338.17
21511	107604	ACCOUNTS_PAYA BLE	2/19/2021	CINTAS CORPORATION LOC. 318	3492	RECONCILED	2/28/2021		34.73
21520	107605	ACCOUNTS_PAYA BLE	2/19/2021	CUMMINS BRIDGEWAY LLC	3478	RECONCILED	2/24/2021		366.64
21524	107606	ACCOUNTS_PAYA BLE	2/19/2021	GILBERT HEATING & AIR CONDITIONING INC	303242	RECONCILED	2/28/2021		557.50
21522	107607	ACCOUNTS_PAYA BLE	2/19/2021	HAMMER- HUBER'S INC	302107	OUTSTANDING			199.95
21527	107608	ACCOUNTS_PAYA BLE	2/19/2021	HIGH SCHOOL AD NETWORK, LLC	302829	RECONCILED	2/28/2021		32.00
21519	107609	ACCOUNTS_PAYA BLE	2/19/2021	HURON ACE HARDWARE	3213	RECONCILED	2/28/2021		11.10
21523	107610	ACCOUNTS_PAYA BLE	2/19/2021	IMAGE MARKET	9139	RECONCILED	2/28/2021		285.20
21517	107611	ACCOUNTS_PAYA BLE	2/19/2021	NEFF COMPANY	14029	RECONCILED	2/28/2021		189.20
21510	107612	ACCOUNTS_PAYA BLE	2/19/2021	NORTH POINT EDUCATIONAL	5011	RECONCILED	2/28/2021		116,841.24
21516	107613	ACCOUNTS_PAYA BLE	2/19/2021	OHIO EDISON COMPANY	15005	RECONCILED	2/28/2021		8,803.21
21529	107614	ACCOUNTS_PAYA BLE	2/19/2021	PLAZA MINI STORAGE INC	300474	RECONCILED	2/28/2021		4,590.00
21512	107615	ACCOUNTS_PAYA BLE	2/19/2021	RACHEL WIXEY AND ASSOCIATES LLC	302958	RECONCILED	2/28/2021		1,517.64
21518	107616	ACCOUNTS_PAYA BLE	2/19/2021	TOFT DAIRY INC	600014	RECONCILED	2/28/2021		288.79
21530	107617	ACCOUNTS_PAYA BLE	2/19/2021	WILBUR NEWELL	303435	RECONCILED	2/28/2021		1.12
21514	107618	ACCOUNTS_PAYA BLE	2/19/2021	ZEECRAFT TECH	303422	OUTSTANDING			1,202.00

Start Date: 02/01/2021

End Date: 02/28/2021

HURON CITY SCHOOL DISTRICT

Disbursement Summary Report

Reference Number	Check Number	Type	Date	Name	Vendor #	Status	Reconcile Date	Void Date	Amount
21546	107619	ACCOUNTS_PAYA BLE	2/23/2021	COLUMBIA GAS OF OHIO	3249	OUTSTANDING			\$ 3,316.48
21537	107620	ACCOUNTS_PAYA BLE	2/23/2021	CAPITOL ALUMINUM & GLASS CORP	3333	OUTSTANDING			725.00
21549	107621	ACCOUNTS_PAYA BLE	2/23/2021	CINTAS CORPORATION LOC. 318	3492	OUTSTANDING			34.73
21557	107622	ACCOUNTS_PAYA BLE	2/23/2021	FIRELANDS REGIONAL MED CTR	6045	OUTSTANDING			3,547.60
21541	107623	ACCOUNTS_PAYA BLE	2/23/2021	VASU COMMUNICATIO NS INC	7155	OUTSTANDING			1,553.00
21553	107624	ACCOUNTS_PAYA BLE	2/23/2021	JOSTENS INC	10005	RECONCILED	2/24/2021		12.20
21548	107625	ACCOUNTS_PAYA BLE	2/23/2021	ROBERT G JAMES	10106	OUTSTANDING			33.60
21551	107626	ACCOUNTS_PAYA BLE	2/23/2021	LORIS PRINTING & PARTY CENTER	12387	OUTSTANDING			49.85
21539	107627	ACCOUNTS_PAYA BLE	2/23/2021	OHIO EDISON COMPANY	15004	RECONCILED	2/28/2021		1,208.14
21545	107628	ACCOUNTS_PAYA BLE	2/23/2021	PORT CLINTON CITY SCHOOL	16066	OUTSTANDING			39.00
21544	107629	ACCOUNTS_PAYA BLE	2/23/2021	SAN BAY COMPANY	19005	OUTSTANDING			601.60
21554	107630	ACCOUNTS_PAYA BLE	2/23/2021	BRAINPOP LLC	300641	OUTSTANDING			3,745.00
21552	107631	ACCOUNTS_PAYA BLE	2/23/2021	STAR LANES AT THE HARBOR	301501	OUTSTANDING			88.00
21538	107632	ACCOUNTS_PAYA BLE	2/23/2021	DISCOVERY EDUCATION	302286	OUTSTANDING			75.00
21542	107633	ACCOUNTS_PAYA BLE	2/23/2021	RACHEL WIXEY AND ASSOCIATES LLC	302958	OUTSTANDING			2,740.31
21536	107634	ACCOUNTS_PAYA BLE	2/23/2021	BREWER- GARRETT	302975	OUTSTANDING			1,495.30
21550	107635	ACCOUNTS_PAYA BLE	2/23/2021	DANBURY LOCAL SCHOOLS	303097	OUTSTANDING			12,000.00
21543	107636	ACCOUNTS_PAYA BLE	2/23/2021	MONROEVILLE FREIGHTLINER INC	303173	OUTSTANDING			2,612.40
21540	107637	ACCOUNTS_PAYA BLE	2/23/2021	EDUCATIONAL SERVICE CENTER OF	303213	OUTSTANDING			7,794.00
21556	107638	ACCOUNTS_PAYA BLE	2/23/2021	GILBERT HEATING & AIR CONDITIONING	303242	OUTSTANDING			878.75

Start Date: 02/01/2021

End Date: 02/28/2021

HURON CITY SCHOOL DISTRICT

Disbursement Summary Report

Reference Number	Check Number	Type	Date	Name	Vendor #	Status	Reconcile Date	Void Date	Amount
21555	107639	ACCOUNTS_PAYA BLE	2/23/2021	INC SAFE HARBOR SECURITY & FIRE LLC	303244	OUTSTANDING			\$ 1,123.00
21547	107640	ACCOUNTS_PAYA BLE	2/23/2021	CDI COMPUTERS(US)	303415	OUTSTANDING			799.89
21535	107641	ACCOUNTS_PAYA BLE	2/23/2021	TOFT DAIRY INC	600014	OUTSTANDING			949.44
21563	107642	ACCOUNTS_PAYA BLE	2/25/2021	CORNELL'S FOODS INC	8261	OUTSTANDING			6.58
21564	107643	ACCOUNTS_PAYA BLE	2/25/2021	ERIE COUNTY	5083	OUTSTANDING			2,340.00
21566	107644	ACCOUNTS_PAYA BLE	2/25/2021	LESLEY GAINER	303272	OUTSTANDING			150.00
21565	107645	ACCOUNTS_PAYA BLE	2/25/2021	TOFT DAIRY INC	600014	OUTSTANDING			724.06
Grand Total									\$ 1,336,223.72

Huron City School District

Investment Portfolio

As of February 28, 2021

Star Ohio

Money Market

<u>Term</u>	<u>Amount</u>	<u>Interest</u>	<u>Interest Paid</u>	<u>Maturity</u>
n/a	\$247,824.10	0.10%	monthly	n/a

Star Ohio Plus

Money Market

<u>Term</u>	<u>Amount</u>	<u>Interest</u>	<u>Interest Paid</u>	<u>Maturity Date</u>
n/a	\$150,249.07	0.10%	monthly	n/a

Morgan Stanley

CD

<u>Term</u>	<u>Amount</u>	<u>Interest</u>	<u>Interest Paid</u>	<u>Maturity</u>
	\$100,766.36	0.15%	monthly	5/3/21

UBS

Fixed Income

<u>Term</u>	<u>Amount</u>	<u>Interest</u>	<u>Interest Paid</u>	<u>Maturity</u>
Varies	\$1,418,547.23	varies	monthly	varies

Fifth Third

Money Market

<u>Term</u>	<u>Amount</u>	<u>Interest</u>	<u>Interest Paid</u>	<u>Maturity</u>
n/a	\$698,216.89	0.10%	monthly	n/a

Total **\$2,615,603.65**



Huron City School District

Monthly Financial Report

Fiscal Year 2021 Revenue and Expenditure Activity Through February

Randy Drewyor
Treasurer/CFO



Table of Contents

FISCAL YEAR 2021 REVENUE AND EXPENDITURE ANALYSIS THROUGH FEBRUARY	3
FISCAL YEAR 2021 MONTHLY REVENUE ANALYSIS - FEBRUARY	4
FISCAL YEAR 2021 REVENUE ANALYSIS - JULY - FEBRUARY	5
FISCAL YEAR 2021 MONTHLY EXPENDITURE ANALYSIS - FEBRUARY	6
FISCAL YEAR 2021 EXPENDITURE ANALYSIS - JULY - FEBRUARY	7

FISCAL YEAR 2021 REVENUE AND EXPENDITURE ANALYSIS THROUGH FEBRUARY

1. ACTUAL COMPARED TO FORECAST VARIANCE AND NET FAVORABILITY ANALYSIS

CURRENT YEAR-TO-DATE
REVENUE COLLECTIONS
INDICATE A

\$2,130,418

FAVORABLE COMPARED TO
FORECAST

CURRENT YEAR-TO-DATE
EXPENDITURES INDICATE A

\$303,226

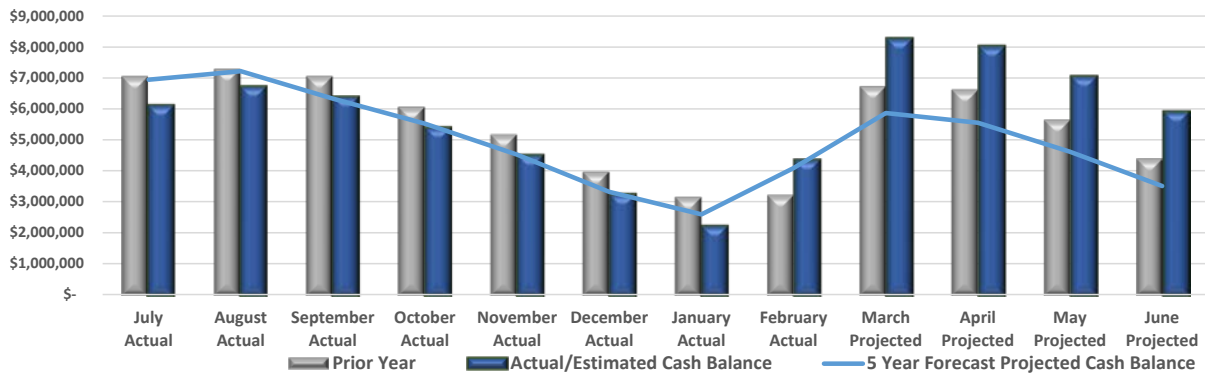
FAVORABLE COMPARED TO
FORECAST

POTENTIAL NET IMPACT
WOULD RESULT IN A

\$2,433,644

FAVORABLE IMPACT ON THE
CASH BALANCE

2. VARIANCE AND CASH BALANCE COMPARISON



FEBRUARY CASH BALANCE IS

\$1,148,369

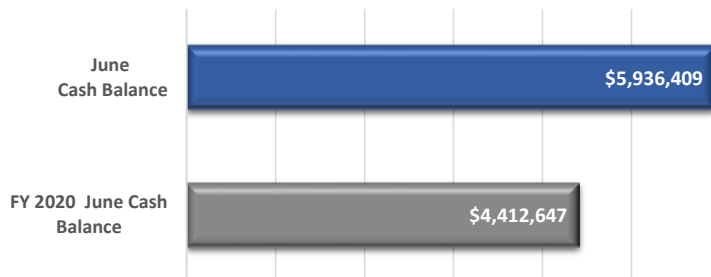
MORE THAN LAST FEBRUARY

FEBRUARY CASH BALANCE IS

\$2,433,644

MORE THAN THE FORECASTED
AMOUNT

3. FISCAL YEAR 2021 REVENUE SHORTFALL/SURPLUS ANALYSIS (BASED UPON ACTUAL/ESTIMATED VARIANCE)



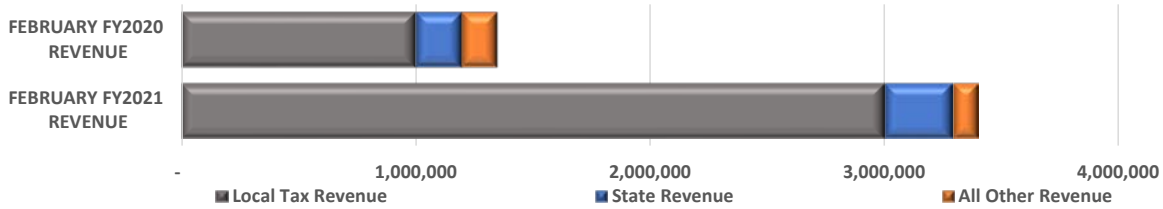
OPERATING SURPLUS OF

\$1,523,762

WILL INCREASE THE CASH BALANCE
BY THE END OF THE FISCAL YEAR

FISCAL YEAR 2021 MONTHLY REVENUE ANALYSIS - FEBRUARY

1. FEBRUARY REVENUE COLLECTIONS COMPARED TO PRIOR YEAR



	Actual Revenue Collections For February	Prior Year Revenue Collections	Actual Compared to Last Year
Local Tax Revenue	3,000,000	1,000,000	▲ 2,000,000
State Revenue	289,979	196,420	▲ 93,559
All Other Revenue	109,403	150,483	▼ (41,080)
Total Revenue	3,399,382	1,346,903	▲ 2,052,479

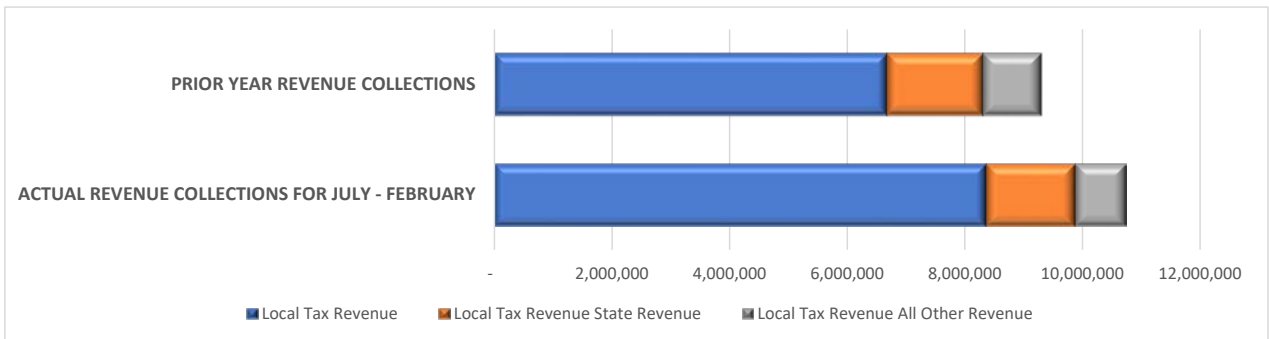
Actual revenue for the month was up

\$2,052,479

compared to last year.

Positive local tax revenue over last fiscal year is due to timing of cash advance. State revenue was higher due to a one-time payment restoring a portion of the reduced state foundation payment.

2. ACTUAL REVENUE RECEIVED THROUGH FEBRUARY COMPARED TO THE PRIOR YEAR



	Actual Revenue Collections For July - February	Prior Year Revenue Collections For July - February	Current Year Compared to Last Year
Local Tax Revenue	8,348,133	6,670,645	▲ 1,677,488
State Revenue	1,519,025	1,638,653	▼ (119,628)
All Other Revenue	873,212	992,990	▼ (119,778)
Total Revenue	10,740,370	9,302,288	▲ 1,438,082

COMPARED TO THE SAME PERIOD, TOTAL REVENUES ARE

\$1,438,082

HIGHER THAN THE PREVIOUS YEAR

Time of the tax advance is the may driver for the favorable performance. State revenue continues to be unfavorable due to a reduction in foundation funding. Also other revenue is down due to interest earnings and other revenue.

FISCAL YEAR 2021 REVENUE ANALYSIS - JULY - FEBRUARY

3. POSSIBLE CASH FLOW VARIANCE FROM FORECAST DUE TO FYTD ACTUAL RESULTS

CURRENT YEAR-TO-DATE REVENUE
COLLECTIONS INDICATE A

\$2,130,418

FAVORABLE COMPARED TO FORECAST

	Forecast Annual Revenue Estimates	Cash Flow Actual/Estimated Calculated Annual Amount	Current Year Forecast Compared to Actual/Estimated
Local Tax Revenue	12,068,509	14,055,101	1,986,592
State Revenue	2,096,957	2,333,556	236,599
All Other Revenue	1,459,782	1,367,009	(92,773)
Total Revenue	15,625,248	17,755,666	2,130,418


The district's current cash flow, both actual and estimated indicate a favorable variance of \$2,130,418

The favorable performance is due to timing of the tax advance and a partial restoration of state funding.

4. REVENUE VARIANCE ANALYSIS OF POTENTIAL IMPACT

Results through February indicate that Fiscal Year 2021 actual/estimated revenue could total \$17,755,666, a favorable variance of \$2,130,418 compared to the annual forecast total revenue. This means the forecast cash balance could be improved.

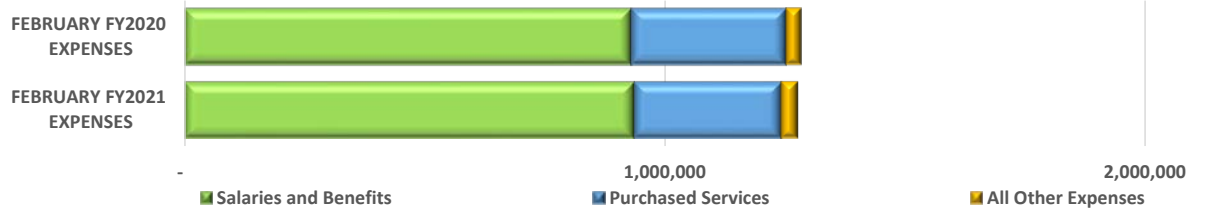
Comparison of 5 Year Forecast Total Revenue
with Actual + Estimated Monthly Cash Flow



2021 5-Year Forecast Total Revenue July - February Actual Revenue
Collected To-date plus March - June
Estimated Revenue Collections

FISCAL YEAR 2021 MONTHLY EXPENDITURE ANALYSIS - FEBRUARY

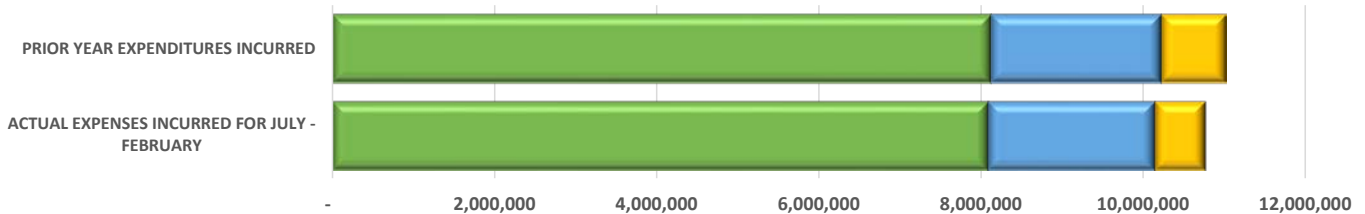
1. FEBRUARY EXPENDITURES COMPARED TO PRIOR YEAR



	Actual Expenses For February	Prior Year Expenditure Incurred	Actual Compared to Last Year
Salaries and Benefits	935,950	929,659	▲ 6,291
Purchased Services	305,968	321,663	▼ (15,695)
All Other Expenses	34,202	31,921	▲ 2,281
Total Expenditures	1,276,119	1,283,243	▼ (7,123)

Actual expenses for the month was down
\$7,123
 compared to last year.

2. ACTUAL EXPENSES INCURRED THROUGH FEBRUARY COMPARED TO THE PRIOR YEAR



	Actual Expenses For July - February	Prior Year Expenditures Incurred	Actual Compared to Last Year
Salaries and Benefits	8,081,784	8,116,571	▼ (34,787)
Purchased Services	2,062,301	2,105,827	▼ (43,525)
All Other Expenses	624,030	803,743	▼ (179,712)
Total Expenditures	10,768,116	11,026,140	▼ (258,024)

Compared to the same period, total expenditures are
\$258,024
 lower than the previous year

Favorable spending is due to staffing reductions and the shift of some general fund salaries to Student Wellness funding.

FISCAL YEAR 2021 EXPENDITURE ANALYSIS - JULY - FEBRUARY

3. POSSIBLE CASH FLOW VARIANCE FROM FORECAST DUE TO FYTD ACTUAL RESULTS

**CURRENT YEAR-TO-DATE
EXPENDITURES INDICATE A**

\$303,226

**FAVORABLE COMPARED TO
FORECAST**

	Forecasted Annual Expenses	Cash Flow Actual/Estimated Calculated Annual Amount	Forecasted amount compared to Actual/Estimated
Salaries and Benefits	11,843,065	11,749,564	▼ (93,501)
Purchased Services	3,521,328	3,460,695	▼ (60,632)
All Other Expenses	1,170,738	1,021,644	▼ (149,093)
Total Expenditures	16,535,130	16,231,904	▼ (303,226)

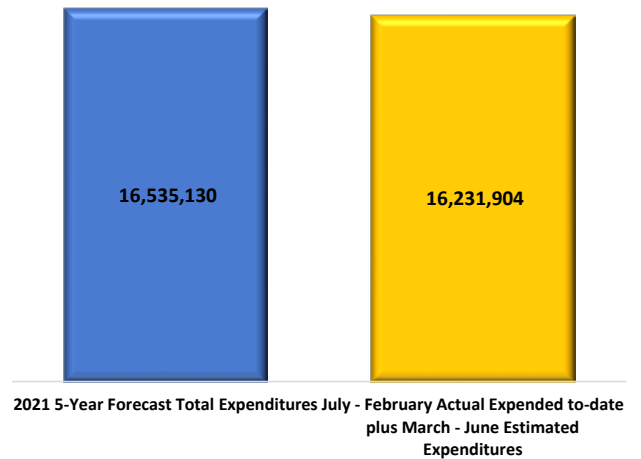
The district's current cash flow, both actual and estimated expenditures indicate a favorable variance of \$303,226.

Spending controls and shifting of expenses to other funds is supporting the favorable spending trends.

4. EXPENDITURE VARIANCE ANALYSIS OF POTENTIAL IMPACT

Results through February indicate that Fiscal Year 2021 actual/estimated expenditures could total \$16,231,904 which has a favorable expenditure variance of \$303,226. This means the forecast cash balance could be improved.

Comparison of 5 Year Forecast Total Expenditures with Actual + Estimated Monthly Cash Flow



Fiscal Year 2020-2021

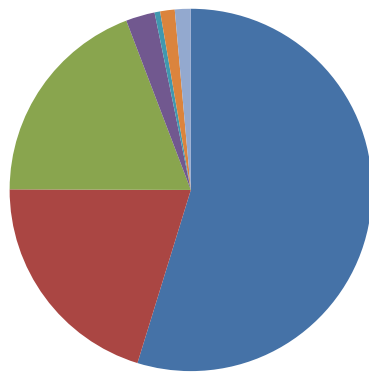
February 2021

GENERAL FUND

HURON CITY SCHOOL DISTRICT	Budget FY 20-21	Current Fiscal YTD	% of Total	Actual FY 19-20	Prior Fiscal YTD	% of Total	% CHANGE FY 21 TO FY 20
REVENUE							
Beginning Cash Balance		4,407,001			5,608,948		
Real Estate Taxes	9,955,466	7,302,108	73.3%	9,770,688	5,647,629	57.8%	29.3%
Public Utilities Personal Property	741,877	397,497	53.6%	698,646	332,643	47.6%	19.5%
Unrestricted State Aid	2,047,473	1,498,915	73.2%	2,081,551	1,620,907	77.9%	-7.5%
Restricted State Aid	49,484	20,110	40.6%	27,800	17,745	63.8%	13.3%
Property Tax Allocation - Rollback & Homestead	1,354,871	648,528	47.9%	1,362,547	690,374	50.7%	
Tuition	978,593	591,081	60.4%	988,484	611,636	61.9%	-3.4%
Interest	95,542	8,162	8.5%	127,391	96,398	75.7%	-91.5%
All other	335,635	146,534	43.7%	338,630	249,275	73.6%	-41.2%
Total General Fund Revenue	15,558,941	10,612,934	68.2%	15,395,737	9,266,607	60.2%	14.5%
EXPENSES							
Salaries	8,588,073	5,896,786	68.7%	8,515,854	5,964,962	70.0%	-1.1%
Benefits	3,267,727	2,184,999	66.9%	3,113,224	2,151,609	69.1%	1.6%
Purchased Services	3,364,596	2,062,301	61.3%	3,287,950	2,105,827	64.0%	-2.1%
Supplies	464,962	278,223	59.8%	433,289	359,887	83.1%	-22.7%
Capital Outlay	83,714	53,394	63.8%	80,906	107,150	132.4%	-50.2%
Notes & Interest	142,087	139,725	98.3%	142,087	142,087	100.0%	-1.7%
Other Expenses	317,450	152,688	48.1%	311,689	194,618	62.4%	-21.5%
Transfers & Advances Out	75,000	0	0.0%	100,000	0	0.0%	0.0%
Total General Fund Expenses	16,303,609	10,768,116	66.0%	15,984,999	11,026,140	69.0%	-2.3%
Net Cash Flow Fiscal Year to Date		(155,182)			(1,759,533)		
Ending Cash Balance		4,251,819			3,849,415		
Outstanding Purchase Orders		1,791,435			976,824		
Unencumbered Cash Balance		2,460,385			2,872,591		
True Days Cash		55			66		
Estimated Cost Per Day		44,667			43,795		



EXPENSE ITEM	FISCAL YTD
Salaries	\$5,896,786
Fringe Benefits	\$2,184,999
Purchased Services	\$2,062,301
Supplies/Materials	\$278,223
Capital Outlay	\$53,394
Notes & Interest	\$139,725
Other Expenditures	\$152,688
Transfers & Advances	\$0
Total Expenditures	\$10,768,116



- Salaries
- Fringe Benefits
- Purchased Services
- Supplies/Materials
- Capital Outlay
- Notes & Interest
- Other Expenditures
- Transfers & Advances



Huron City School District

Federal Programs Summary FY2021

Program Name:	Fund/SCC	Initial Allocation:	Total Revenues:	Total Expenses:	Cash Balance:	Encumbrances:	Remaining Balance:
Title I - Improving Basic Programs	572.9021	\$262,594.79	\$108,422.04	\$127,726.40	-\$19,304.36	\$739.92	\$134,128.47
Title IIA - Supporting Effective Instruction	590.9021	\$38,327.14	\$7,491.80	\$8,141.60	-\$649.80	\$6,166.70	\$24,018.84
Title IV - Student Support and Academic Enrichment	599.9021	\$23,063.18	\$4,356.06	\$5,148.10	-\$792.04	\$0.00	\$17,915.08
IDEA-B - Special Education	516.9021	\$313,873.34	\$133,353.89	\$157,574.02	-\$24,220.13	\$0.00	\$156,299.32
IDEA Early Childhood Special Education	587.9021	\$10,113.05	\$7,813.42	\$9,153.19	-\$1,339.77	\$0.00	\$959.86
ESSER	507.9021	\$193,663.50	\$105,388.83	\$109,832.37	-\$4,443.54	\$15,360.00	\$68,471.13
Student Wellness	467.9020	\$488,016.72	\$344,421.91	\$127,396.18	\$362,674.62	\$32,648.82	\$327,971.72
BroadbandOhio Connectivity	510.9121	\$40,290.00	\$29,914.26	\$32,161.08	-\$2,246.82	\$12,185.21	-\$4,056.29
State CARES	510.9021	\$60,976.03	\$60,976.03	\$60,976.03	\$0.00	\$4,645.56	-\$4,645.56
Early Childhood Education - State	439.9021	\$64,000.00	\$40,364.16	\$47,702.74	-\$7,338.58	\$0.00	\$16,297.26
Totals:		\$1,494,917.75	\$842,502.40	\$685,811.71	\$302,339.58	\$71,746.21	\$737,359.83

Activity through February 28, 2021